

EAGLE MOUNTAIN CITY

# Residential Fencing Guidelines

Prepared by the Planning Department Last  
Revision: October 24, 2024

For questions regarding this content,  
please contact the Planning Department  
at 801-789-6681



## General Guidelines

**Property Lines:** Fencing should only be installed on owner's property. If property lines are not clearly marked, a surveyor should be hired to determine and mark property lines



**Retaining Walls:** Retaining walls over 4 feet require a building permit. Retaining walls shall not be built on or over Public Utility Easements



**Fence Height:** Residential fencing shall not exceed 6 feet, and no sight obscuring fences taller than 4 feet may be built in front of the front wall of the house



**Sport Courts:** Fencing for sport courts may be chain link, and is exempt from the height restrictions of this chapter. Sport court fencing may not be used as exterior property-line fencing

**Always contact Blue Stakes prior to installing a fence**

# Residential Fencing Guidelines

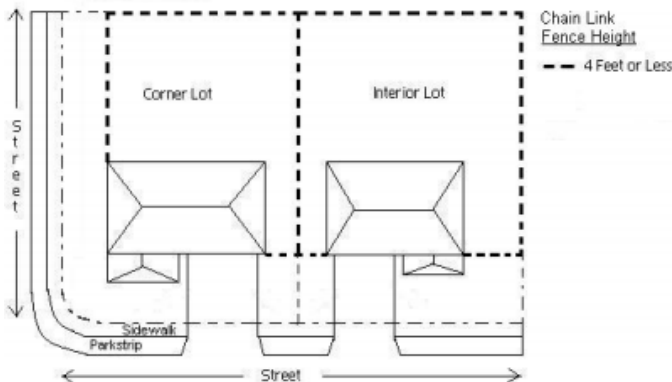
## Planning Department



**Barbed Wire:** Barbed wire, or wire fencing shall ONLY be allowed in conjunction with approved animal uses, unless otherwise approved by the Planning Commission. Razor fences shall be Prohibited.



**Chain Link Fencing:** Chain link fencing is permitted when the recorded covenants, conditions, and restrictions of a property do not prohibit its use. The following are required for Chain Link Fencing:



- Shall not exceed 4 feet
- Rear and side yards only
- Top rail bar is required
- Slats are not allowed
- May not obstruct traffic visibility
- All other fencing standards must be met
- Fencing must be installed with the open cut of fence mesh down to the ground.

## Other Guidelines

**Alley Fencing:** Fencing along alleys or residential service drives may be no higher than 6 feet and must follow clear vision triangle regulations.

**Finishing** Finished side slats shall be on the street or public view side of the fence railing

**Fire Hydrants and Utility Boxes** Fire hydrants and utility boxes should not be fenced into a yard. A 3-foot clear space shall be maintained around the circumference of all fire hydrants and utility boxes, even if they are not visible above ground.

**Meters:** Fencing shall not obstruct access to gas and electric meters. Per 15.70.020 of Eagle Mountain Municipal code all meters shall be installed in front of fencing

**Public Utility Easements:** Fencing may be installed over a public utility easement, however, retaining walls shall not be installed over a P.U.E.



## Clear Vision Triangle

Clear lines of sight shall be provided at intersections by delineating triangular areas adjacent to all intersections, within which No: Parking, building, structures, berming, or landscaping over three feet in height above the street shall be permitted.

Single trunk trees may be planted but only where the tree will be pruned to eliminate all branches and foliage below eight feet.

Driveways are prohibited within the clear vision triangle of local streets unless there is no other feasible placement of a driveway on a lot. Clear vision triangles may not be required if an approved non-sight-obscuring fence is used. The size of the clear vision triangle shall be as follows:

- At the intersection of local streets, the triangle shall be defined by drawing a line between two points that are 30 feet from the intersection.
- Alleys or driveways and local streets shall have a triangle defined by drawing a line between two points that are 15 feet from the intersection along lot lines and 30 feet on the street side.
- Larger clear vision triangles may be required by the City Engineer where local streets enter arterial streets, major collector streets or Parkways.



## Special Case Guidelines

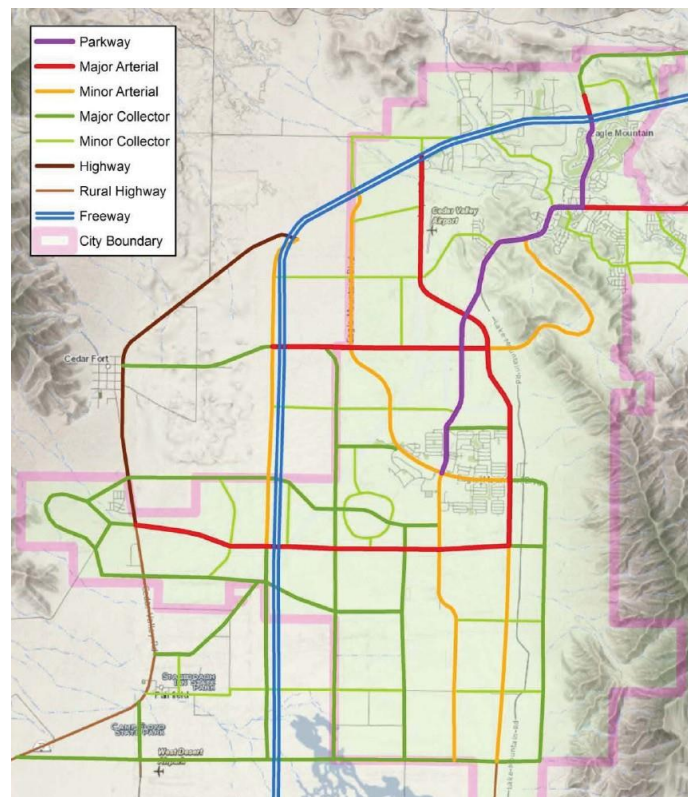
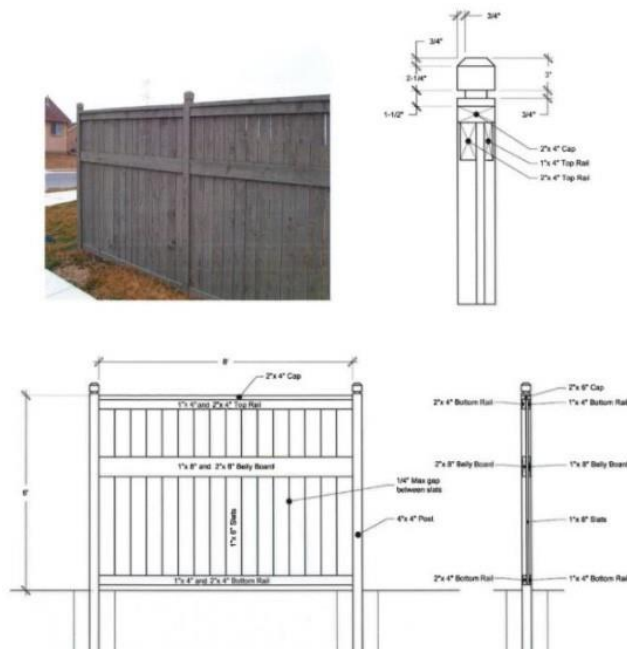
Collector and Arterial Fencing Standards: All new fencing installed along Arterial and Collector Roads shall be consistent with provisions of 17.60.120 which include:

- Six-inch by six-inch cedar posts that are crowned and routed on top
- One-inch by four-inch and two-inch by four-inch nailer board on top and bottom of fence
- Two-inch by four-inch cap board on top
- One-inch by six-inch slats
- One-inch by eight-inch and two-inch by eight-inch nailer board 30 inches below top of fence

Fencing shall be maintained in good repair and consistent manner by property owner.

### Note:

Existing fencing along collector and arterial roads (including fencing formerly maintained by HOA's) shall be maintained by property owners. Existing non-conforming fencing may be maintained in current form, however, all new arterial and collector road fencing shall comply with the above standards.



Future Transportation Map showing Collector and Arterial Road

### Note:

Please contact the City Planning Department at (801) 789-6681 to confirm road designation for street adjacent fencing prior to installing new fencing.